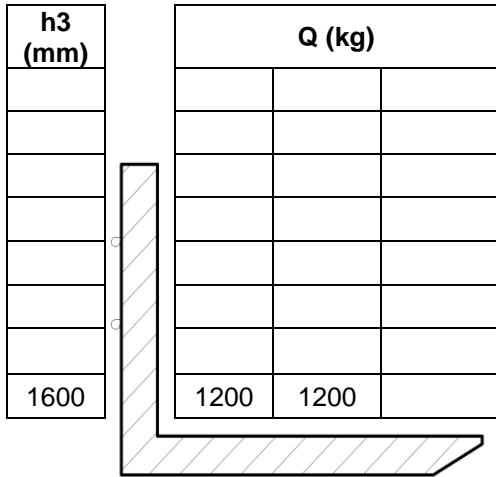
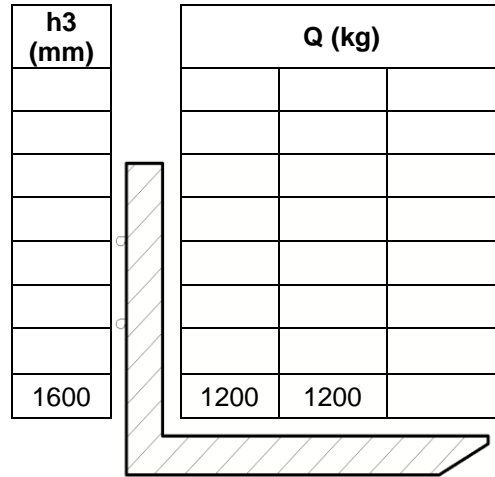


No.	
Type	ECL1216



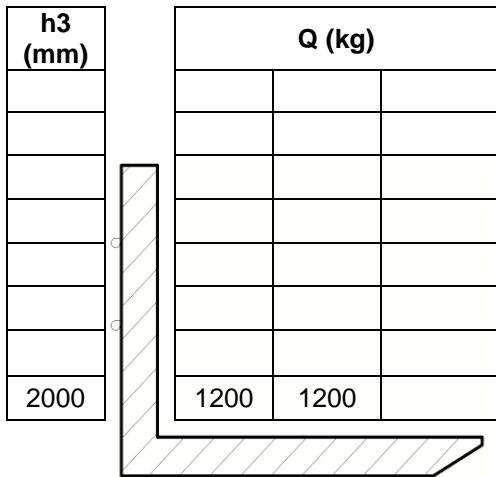
c(mm)	600	700	
-------	-----	-----	--

No.	
Type	ECL1216 M



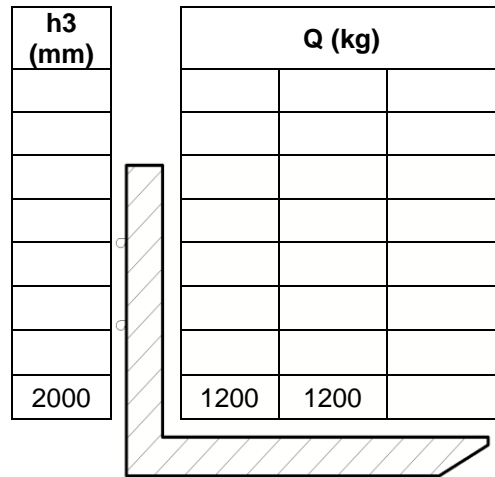
c(mm)	600	700	
-------	-----	-----	--

No.	
Type	ECL1220



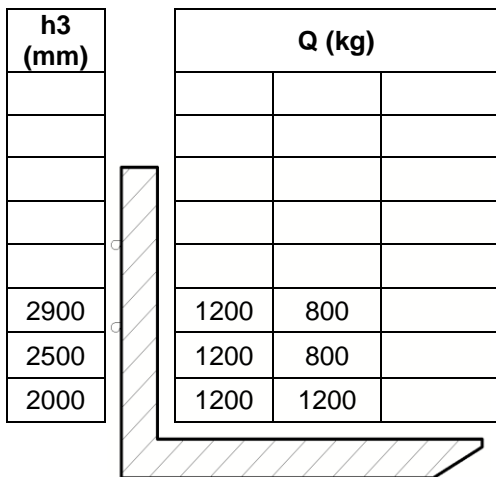
c(mm)	600	700	
-------	-----	-----	--

No.	
Type	ECL1220 M



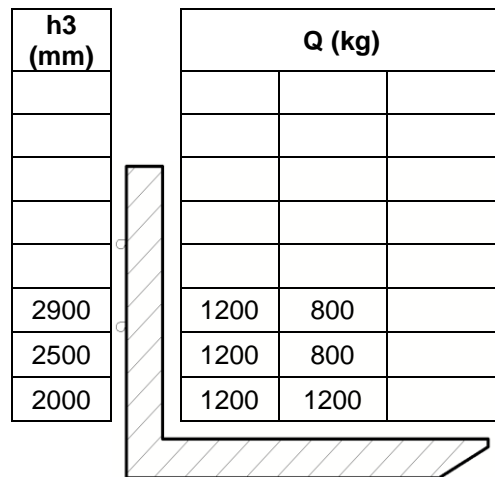
c(mm)	600	700	
-------	-----	-----	--

No.	
Type	ECL1229



c(mm)	600	700	
-------	-----	-----	--

No.	
Type	ECL1229 M



c(mm)	600	700	
-------	-----	-----	--

No.	
Type	ECL1232

h3 (mm)	Q (kg)		
	3200	800	600
	2900	1200	800
2500	1200	800	
2000	1200	1200	
c(mm)	600	700	

No.	
Type	ECL1232 M

h3 (mm)	Q (kg)		
	3200	800	600
	2900	1200	800
2500	1200	800	
2000	1200	1200	
c(mm)	600	700	

No.	
Type	ECL1235

h3 (mm)	Q (kg)		
	3500	600	500
	3200	800	600
2900	1200	800	
2500	1200	800	
2000	1200	1200	
c(mm)	600	700	

No.	
Type	ECL1235 M

h3 (mm)	Q (kg)		
	3500	600	500
	3200	800	600
2900	1200	800	
2500	1200	800	
2000	1200	1200	
c(mm)	600	700	